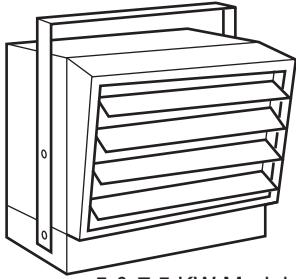


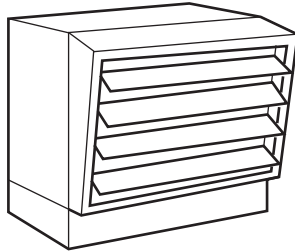


SUBMITTAL SHEET IUH SERIES INDUSTRIAL UNIT HEATERS

IUH SERIES - INDUSTRIAL UNIT HEATERS



5 & 7.5 KW Models



10 & 30 KW Models



File # E21609

CAPACITIES
5, 7.5, 9.6, 10, 15 KW 208, 240, 480, 600V
1Ø or 3Ø 20, 25, 30 KW 480 or 600V 3Ø

JOB NAME: _____

LOCATION: _____

ARCHITECT: _____

ENGINEER: _____

CONTRACTOR: _____

SUBMITTED BY: _____

DATE: _____

ITEM	QTY.	CATALOG NUMBER	TAG	HEATER			AMPS	CONTROL CKT. MOTOR VOLTS	MOTOR VOLTS	AIR FLOW		THROW	BUILT-IN CNTRL.
				KW	VOLTS	Ø				CFM	F'RISE		

ACCESSORIES
AND
CONTROLS

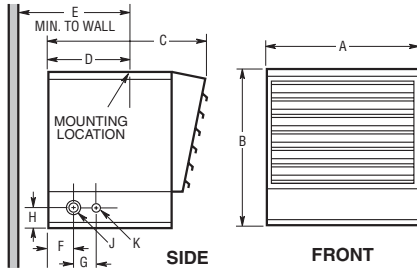
TAG	QTY.	CAT. NO.	DESCRIPTION

SUBMITTED BY:	DATE	APPROVED BY:	DATE



A Marley Engineered Products Brand
 470 Beauty Spot Rd. E, Bennettsville, SC 29512
 visit www.qmarkmep.com for more info

DIMENSIONS



KW SIZE	A	B	C	D	E	F	G	H	J	K
5-7.5	14"	12 1/2"	12 3/8"	5 1/2"	13"	1 3/4"	1 3/8"	1 1/2"	(2) 1/2", 3/4"	1/2"
10-20	18"	18"	17 1/2"	9 15/32"	*	2"	2 1/2"	2 1/4"	(2) 3/4", 1"	(3) 1", 1 1/4", 1 1/2"
25-30	26"	24"	23 1/8"	9 15/32"	20"	2"	2 3/4"	2 1/4"	(2) 1", 1 1/2"	(3) 1", 1 1/2", 2"

*13" for 10-15 KW units; 16" for 20 KW unit.

CONTROLS & ACCESSORIES

CATALOG NUMBER	DESCRIPTION
IUHCWB1	Combination wall/ceiling bracket for 5KW thru 15KW units.
IUHCWB2	Same as above but for 20KW thru 30KW units.
IUHTA1	Single pole thermostat kit (60-120°F temp. range) for field installation in all units.
IUHTA2	Double pole thermostat kit (60-120°F temp. range) for use with IUH-520 and IUH-524, 3Ø.
IUHDS30	3-pole power disconnect switch kit for field installation on all horizontal unit heaters rated 30 amps. or less.
IUHDS63	3-pole power disconnect switch kit for field installation on all horizontal unit heaters 10KW and above rated at 30 to 63 amps.
IUHSW	Summer/Winter fan switch kit for field installation, built-in or remote for all units. Provides summer fan operation.

SELECTION CHART

CATALOG NUMBER	KW. CAP.	BTU/HR.	HTR. VOLT	PHASE	THREADED ROD SIZE	HEATER AMPS		FAN MTR. HP OR WATTS	CONT. CKT. & FAN MOTOR VOLTAGE	FAN MOTOR RPM	AIR VOL. CFM	AIR TEMP. RISE	THROW	MAX MTG. HT.	WT. (Lbs.)
						1Ø	3Ø								
IUH-520 IUH-524 IUH-548 IUH-560	5	17.0	208 240 480 600	1-3 1-3 1-3 3	1/2"-13 NC	24.0 20.8 10.4 -	13.8 12.0 6.0 4.8	6.0W	208 240 240 240	1400	270	60°F	16'	8'	25
IUH-724 IUH-748 IUH-760	7.5	25.6	240 480 600	1-3 1-3 3	1/2"-13 NC	31.3 15.6 -	18.1 9.0 7.2	6.0W	240 240 240	1400	270	85°F	18'	8'	26
IUH-1020 IUH-1024 IUH-1048 IUH-1060	9.6 10 10 10	34.1	208 240 480 600	1-3 1-3 1-3 3	1/2"-13 NC	47.8 43.3 21.6 -	27.6 25.7 12.8 9.6	1/10 HP	208 240 240 240	1550	500	63°F	20'	9'	60
IUH-1524 IUH-1548 IUH-1560	15	51.2	240 480 600	1-3 1-3 3	1/2"-13 NC	64.1 32.1 -	37.7 18.8 14.5	1/10 HP	240 240 240	1550	750	63°F	28'	11'	66 76 78
IUH-2048 IUH-2060	20	68.2	480 600	1-3 3	1/2"-13 NC	42.5 -	24.8 19.3	1/10 HP	240	1550	1000	63°F	32'	13'	76 78
IUH-2548 IUH-2560	25	85.2	480 600	3 3	1/2"-13 NC	- -	31.1 24.0	1/3 HP	240	1550	1300	61°F	34'	14'	134 140
IUH-3048 IUH-3060	30	102.2	480 600	3 3	1/2"-13 NC	- -	36.9 28.9	1/3 HP	240	1550	1800	53°F	38'	15'	140

ARCHITECT'S AND ENGINEER'S SPECIFICATIONS*

Furnish and install where indicated on plans, electric unit heaters suitable for small and large areas and UL and CUL listed for wall or ceiling mounting. The cabinet shall be made of 18 gauge cold rolled steel, welded, and phosphate coated to resist corrosion. Side, front, and back panels shall be removable without dismantling the heater by removing four screws from inside the control compartment, thus permitting full access to the elements and fan motor areas. Individual adjustable louvers with 30 degree downward stops shall be furnished to provide desired control of discharge air. The control compartment shall be located at the bottom of the cabinet and provided with a swing down hinged cover to permit full access for cleaning and servicing without dismantling the heater. All heater and control wiring shall terminate inside the control compartment. The heater shall be provided with combination wall/ceiling bracket for 5.0 KW and 7.5 KW units and shall have capability of full horizontal and vertical positions. The cabinet shall be finished in a neutral grey polyester powder paint. The heating elements shall be of the non-glowing design consisting of 80/20 nickel-chromium resistance wire, embedded in magnesium oxide and enclosed in a metal sheath to which metal plated fins are copper brazed. The elements shall be painted with aluminized paint for corrosion resistance and cover the entire discharge area for uniform heating. The heating elements shall be warranted for five years. The fan motor shall be totally enclosed, permanently lubricated, impedance protected, and of unit bearing design suitable for horizontal or vertical operation with high starting and running torques. (5.0 & 7.5 KW units) The fan motor shall

be totally enclosed, permanently lubricated, thermal protected, and of double bearing design with high starting and running torques. (10 - 30 KW units) The fan blade shall be aluminum and directly connected to the fan motor, designed specifically for unit heater application. The fan control shall be of the bimetallic snap-action type and shall activate fan motor after heating elements reach operating temperature and continue to operate the fan motor after thermostat is satisfied and until the heating elements cool. A thermal cutout shall be built into the system to automatically shut off the heater in the event of overheating and reactivate when temperature returns to normal. The heater shall be provided with a factory installed, heavy duty, 3-pole contactor providing quiet, efficient operation, making external contacts and additional wiring unnecessary. Optional controls and accessories:
 a. Single pole built-in thermostat
 b. Three pole built-in disconnect switch (30 amp rated)
 c. Three pole built-in disconnect switch (63 amp rated)
 d. Summer/Winter built-in fan switch
 e. Combination wall/ceiling bracket
 Heaters shall be IUH Series as manufactured by QMark, a division of Marley Engineered Products, Bennettsville, SC.

* Marley Engineered Products reserves the right to change specifications without prior notice.